

KYNETON PONY CLUB NEWSLETTER

May 2024

Upcoming Birthdays

May

Upcoming Events

May

4th – Lancefield Combined Training Day

5th – KPC Rally Day

19th – Harcourt PC Show Jumping Series

19th – Macedon PC Show Jumping

19th – Heathcote PC Navigation Ride

June

1st – Bullengarook Combined Training Day

2nd – KPC Rally



THE COMMITTEE

President:

Cassandra Waters

kynetonponyclub.president@gmail.com

Vice-President:

Sophie Bickford

Secretary:

Leah Agius

kynetonpcsecretary@gmail.com

Treasurer:

Lisa Kennedy

alkina1@bigpond.com.au

District Commissioner (DC):

Bridget Fraser

kynetonponyclub.dc@gmail.com

Uniform Co-Ordinator:

The Committee

kynetonpcuniform@gmail.com

Presidents Message

April Rally

The last of early starts for our rally. Bridget organized another great rally and hosted a theory session to get all our riders doing their Syllabus with the aim to have them doing their C Certificates in October. Good luck to our riders.

Working Bees

It was a great working bee at the April Rally, and we got a few poles painted which will now be wrapped. We have managed to get all the wooden poles out of SJ container so there are quite a few more to paint. So working bee for this month will be sanding & painting more poles which you can do while watching your kids ride in Show Jumping.

Combined Training Day


Thank you to all families that helped out on the day, the day ran quite well and also ran on time which was fabulous. Again thanks to our canteen gurus, another fabulous spread was put on for all to experience. Total Profit of the day was \$4k. Great funds raised to help with upgrading our Cross Country course.

AGM

Our AGM is to be held at this rally at lunch time, please look at positions available and help out the club where you can. This club is solely run by volunteers that give up their time to help the club.

I look forward to seeing you all on Sunday.

Thanks
Cassandra



Get to know a Rider

Caillee Sheppard

1. *How old are you and when is your birthday?*
14 yo - 11th August 2009
2. *How long have you been interested in horse riding and riding horses?*
Since I was about 4yo
3. *How many people in your family ride horses?*
Everyone can ride but I am the only one riding at the moment.
4. *How many horse(s) do you and your family have?*
3 horses
5. *What are your horse(s) names, breed and ages?*
Minnie - Welsh Mountain 23yo
Pretzel - Welsh Mountain 8yo
Duke - Thoroughbred 10yo
6. *What treats do your horse(s) like?*
Everything.. Apples, carrots, Licorice, Smoochies
7. *Do you live on Acreage?*
Yes we live on 57 acres
8. *What is your favourite Competition type and why?*
Cross Country, I like being out in the open
9. *Where do you like to go riding?*
Home, pony club, Trail riding tracks
10. *What is one thing you would tell someone who is interested in starting to ride horses?*
Be Brave, Confident and kind with your horse. Your horse will respond positively if you feel confident.

Out & About



Rose & Mac
@ Kyneton Combined Training Day
PC Grade 3 - 1st & Best Dressage



Kiara with Nic & Beau
@ Kyneton Combined Training Day
Open Grade 1 on Nic - 2nd
Open Grade 4 on Beau - 2nd




Mikayla & Sunny
@ Kyneton Combined Training Day
PC Grade 4 - 4th


Out & About



Natalia & Rex
@ Kyneton Combined Training Day
PC Grade 5 - 4th



Makayla, Izar & Carter
@ Kyneton Combined Training Day
PC Grade 4 on Izar - 2nd
PC Grade 5 on Carter - 5th



Makayla & Izar
@ Mt Duneed HT, CT & SX
PC Grade 4 - 5th in CT

Out & About



Ruby & Barney
@ Kyneton Combined Training Day
Open Grade 5 - 12th



Marigold & Essie
@ Mt Duneed HT, CT & SX
PC Grade 5 - 12th



Other KPC Competitors at our Combined Training Day were;

Tahlia Tobin on Spike - Open Grade 3 - 1st with Best Dressage

Mikayla Webster on Ellie - Open Grade 5

Ruby Fraser on Rupert - PC Grade 3 - 2nd

Velvet Mancuso on Roux - PC Grade 4 - 3rd

Caillee Sheppard on Pretzel - PC Grade 5

Marigold Bickford on Essie - PC Grade 5

Well done to all Competitors on the day.

Whip use Explained.

Whips can serve a very useful purpose, but they can also be misused. The whip has a role as an aid to encourage the horse forward, in conjunction with the leg aid, and in groundwork as an extension of the rider's arm.

Here is a quick guide:

When can you use a whip?

- In competition and training if the discipline rules permit.
- When doing groundwork, as an extension to your arm (eg step back)(National Gear Rules)
- While lunging (a lunge whip only)
- When loading a horse on a float or truck, as a guide to move their legs. (Horse Welfare Policy)

When can you **NOT** use a whip?

Use of the whip as punishment will not be effective unless it is applied at the onset or immediately after the unwanted behaviour. Punishment only frightens and confuses the horse. It also weakens your partnership with the horse and increases the risk of having a riding accident.

It is a breach of the PCA Horse Welfare Policy to:

- Use a whip or other item to hit an unriden horse, other than as a guide when loading a horse on a float/truck and in ground work exercises, or using a lunging whip whilst lunging.
- Use a whip or other item to hit the head of a horse
- Use the whip to strike a ridden horse:
 - o More than twice in succession
 - o After the last effort in a competition
 - o With an overarm action
 - o To vent the rider's or coach's temper
 - o On any part of the body other than behind the rider's leg or down the shoulder of the horse.

Where can you use a whip?

When riding, you can only use a whip behind the rider's leg or down the shoulder of the horse. (PCA Horse Welfare Policy)

What sort of whip can you use?

Whips, crops and racing whips must have a flap and whip loops must be cut off to avoid entanglement.

The whip length and style for the various disciplines is all in the PCA National Gear Rules.

A lunging whip has a lash not a flap, which is allowed.

A hacking cane for showing does not need a flap.

Victoria has different Whip rules for dressage only, for all other disciplines you follow the PCA National Gear Rules.

Victoria Dressage Whip Rule for competition

For all grades of Pony Club and Open categories of Dressage, at Pony Club Victoria affiliated competitions, the following rule applies:

Pure Dressage, Horse Trials, Combined Training & Short Course Dressage

- A whip not exceeding 1200mm including the lash is permitted for Grades Adv, 1, 2 & 3. EA Tests Preliminary and above
- A whip not exceeding 750mm including the flat is permitted for Grades 4, 5 & 6, EA Preparatory Tests.

Note: This is equivalent to Rules 13.11 & 14.12 of the PCV Gear Rules 2022, and still applies at all PCV affiliated Dressage Competitions.

Horse Breeds

Breeds

Shetland

Origin - Scotland

The Shetland pony is a Scottish breed of pony originating in the Shetland Islands in the north of Scotland. It may stand up to 107cm (42 in) at the withers. It has a heavy coat and short legs, is strong for its size and is used for riding, driving and pack purposes.

These small ponies have been kept in the Shetland Islands since the Bronze Age. People who lived on the islands probably later crossed the native stock with ponies imported by Norse settlers. Shetland ponies also were probably influenced by the Celtic pony, brought to the islands by settlers between 2000 and 1000 BCE.

Shetland ponies were first used for pulling carts and carrying peat, coal and other items, and ploughing land. Then as the Industrial Revolution increased the need for coal in the mid-nineteenth century, thousands of Shetland ponies travelled to mainland Britain to be pit ponies, working underground hauling coal, often for their entire (frequently short) lives. Coal mines in the eastern United States also imported some of these animals. The last pony mine in the United States closed in 1971.

Today Shetlands are ridden by children and are shown by both children and adults at horse shows in harness driving classes as well as for pleasure riding outside of the show ring. Shetlands are ridden by small children at horse shows, in riding schools and stables as well as for pleasure.



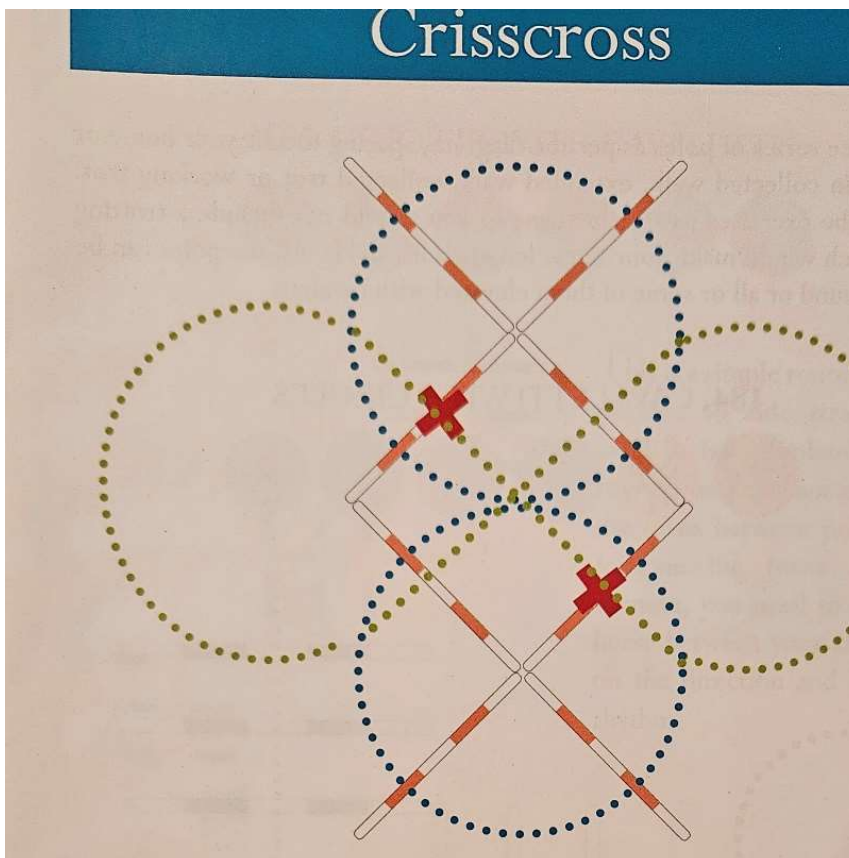
POLE EXERCISES

Crisscross Part 4

Blue route: Ride a circle over the poles in the upper cross. Go for perfection with the circle shape, the roundness in the horse, the rhythm, the stride length and how you approach the poles.

The goal is to have an equal number of steps between the poles. The exercise helps you to understand how well you use the aids and how well the horse responds. Change rein when riding through the box and continue in the opposite direction, over the poles in the lower cross.

Green route: In canter you can change lead over the second pole, or make a simple change in the box.



2024 Polocrosse Victoria calender



POLOCROSSE VICTORIA INCORPORATED A0004665U

President: Matt Morgan

Vice-President: Johnny Zaina

Executive Officer: Amy Hope 0407865998 **State Coach:** Hugh Armstrong

Chief Umpire: Tony Astbury

Contact: polocrossevictoria@gmail.com

Website: polocrossevic.org.au

2024 Polocrosse Victoria - Tournament Calendar

DATE:	Club Tournament:	Notes:
27-28 Jan	PORTLAND	<i>Hosted at Ballarat Polocrosse Grounds - Multi Horse</i>
3-4 Feb	<i>Free</i>	<i>free</i>
10-11 Feb	SALE	<i>Multi Horse</i>
17-18 Feb	CORIO	<i>Hosted at Yaloak Polo Grounds</i>
24-25 Feb	<i>Free</i>	<i>Free</i>
2-3 March	BALLARAT	
9-10 March	CASTERTON	
16-17 March	BALLAN	<i>Hosted at Ballarat Polocrosse Grounds</i>
23-24 March	MOOROODUC	<i>Inc. Bass Cup</i>
30-31 March	TRAFALGAR	<i>AUS Club Champs</i>
6-7 April	<i>Free</i>	<i>Free</i>
13-14 April	SALE	<i>STATE Champs</i>
1-2 June	CENTRAL DISTRICT	<i>Hosted at Elmore</i>

Other Dates of Note:

19-21 April ALBURY

3-4 May BARASTOC

24-30 June CHINCHILLA NATIONALS

Polocrosse Australia.

Above is the tournament event calendar for polocrosse if anyone would like to go watch a couple of live matches to see what it is all about.

They also host Indoor Polocrosse weekly/fortnightly at Ballart, Benalla & Cranbourne, if you want to take you horse and have a go at the sport and meet the friendly members.

Please check out their website if you are interested, for more events and newcomer information.

Kyneton Pony Club

Uniform Price List

as at March 2021

Polo's	Short Sleeve	\$	40.00
	Long Sleeve	\$	40.00
Jumpers	Woollen Size 5-7	\$	60.00
	Woollen Size 7-10	\$	65.00
	Woollen Size 12-16	\$	75.00
	Rugby	\$	40.00
	Hoodie Kids	\$	56.00
	Hoodie Adults	\$	60.00
Jackets	Thick Jackets	\$	75.00
	Soft Shell Jackets	\$	75.00
	Tracksuit Kids	\$	60.00
	Tracksuit Adults	\$	65.00
Pants	Tracksuit Kids	\$	35.00
	Tracksuit Adults	\$	36.00
Saddle Pads	Full	\$	89.00
	Pony	\$	75.00
Ties		\$	25.00
Caps		\$	15.00
Scarves		\$	5.00
Badge		\$	10.00
Medical Arm Bands	Small	\$	20.00
	Large	\$	30.00
Grading Card Holder		\$	5.00

Syllabus of Instruction (Certificates) V's Grading

The information below is to provide an understanding of the difference between the Syllabus of Instruction and Grading.

Syllabus of Instruction

The Pony Club Australia Syllabus of Instruction is built on Certificate levels that enable the rider to continuously develop their skills in Riding, Horse Care and Citizenship. Members are encouraged to move through the Certificates at their own pace, but in the following order E, D, D*, C, C* or K, B, A.

Books for each Certificate can be purchased through your JustGo membership portal. These books are a fantastic way to improve your practical and riding ability through the Pony Club guidelines.

I recommend riders work through these books and when you complete a book, let me know so you can be assessed at a rally, passed, and then receive your certificate of completion. You will then be ready to move onto your next book.

Grading

Typically, Gradings are used for riders who compete, even if it's just a couple of times a year. If you are a rider who doesn't compete, gradings are also a terrific way to track how you and your horse are progressing as a combination (horse / rider).

Grading is an assessment of the horse / rider combination.

If you change horses, this is a different combination, and the grading process will start again.

When you are graded, you can be graded on a number of different disciplines and types of competitions. These are:

- Dressage only
- Show Jumping only
- Horse Trials - Dressage, Show Jumping and Cross Country
- Combined Training Days - Dressage and Show Jumping

When you ask to be graded (ask your DC), the grading process will ensure you are competent in the disciplines you want to be graded in. This means you can successfully jump the height allocated to that grade and competently complete dressage. It's always best to start at the lowest grade and work your way up and remember, there's no hurry for you and your horse to move up the grades.

For most Disciplines / Sports, Grading starts at Grade 6 and works up to Grade 1, and then Advanced.

Show Jumping is the only discipline that starts at Grade 5 and works up to the Advanced level.

If you are unsure if you are ready to be Graded and / or at what level, it's always good to talk to the Instructors at Pony Club, or if you have a private instructor, talk to them too.

KPC Code of Conduct

PCAV Code of Conduct 2010

The Pony Club Association of Victoria's Code of Conduct outlines behaviours that are expected of every person involved in our organisation, as well as identifying the types of behaviours that will not be tolerated. It applies to members, officials, adult supporters, coaches, instructors, spectators, family, friends, administrators and other members of our diverse pony club community. It applies to all PCAV, Zone and Club sanctioned activities.

The Pony Club Association of Victoria's Code of Conduct supports everyone to have fun in a friendly and inclusive environment.

Our Values and Behaviours

Respect and Recognition

- I will treat others as I would like to be treated
- I will treat everyone with dignity, courtesy and respect
- I will appreciate performances by all participants
- I will value and recognise good behaviours and the contribution of all
- I will communicate openly and provide constructive supportive feedback

Caring

- The welfare of the horse is paramount
- I will be considerate of others
- I will encourage others to participate but I won't force the issue
- I will never resort to verbal abuse, harassing behaviour, hostility or aggression

Integrity

- I will be open, honest and trustworthy
- I will do what I say
- I will be a Good Sport and encourage others to do the same
- I will not make any disparaging or belittling remarks about others
- I will abide by the Code of Conduct

Inclusion

- I will support and help others
- I will be flexible and responsive to people's needs
- I will work collaboratively to achieve the best outcomes
- I will encourage the participation of all regardless of ability, age, gender, sexual orientation, race, culture or religion
- I will contribute towards an enjoyable and safe environment for all

Our Sponsors 2023-2024



Loving & Compassionate
Care *Always!*



CHIROPRACTIC LIFE


BROADHURST

Macedon Ranges | Central Highlands | Spa Country



Thank You for your donation.

2023



**Macedon Ranges
Ag Machinery**
Kyneton



Shea Family

Beryl Tobin

Michael O'Sullivan